

## THE ERISKAY PONY SOCIETY

### APPLICATION FOR REGISTRATION OF A FOAL AND ISSUE OF AN EQUINE PASSPORT

(Please complete in BLOCK CAPITALS)

Breeder's name			
Breeder's address			
Breeder's nationality			
Breeder's prefix			
Sire's registration number			
Sire's name			
Dam's registration number			
Dam's name			
Is this the dam's first foal?	Yes / No*		
If 'yes' has a DNA sample been provided?	Yes / No*		
If male, is the foal gelded?	Yes / No*		
Place of birth (if different from the breeder's address)			
<b>For office use</b>			
Passport number		Registration type	
Registration number		DNA	

I certify that the above particulars are correct to the best of my knowledge and belief. I request that the above foal be registered in the Society's Stud Book and an equine passport issued. I confirm that I have not requested, and will not request, any other organisation to issue an equine passport in respect of this pony. I confirm that I am the owner of the foal.

Applicant's signature..... Date.....

#### CERTIFICATE TO BE COMPLETED BY THE OWNER OF THE STALLION.

I certify that the mare (enter name incl prefix).....

\*was covered by the stallion (enter name incl prefix).....

on or about (enter date).....

OR

\*ran with the stallion (enter name incl prefix).....

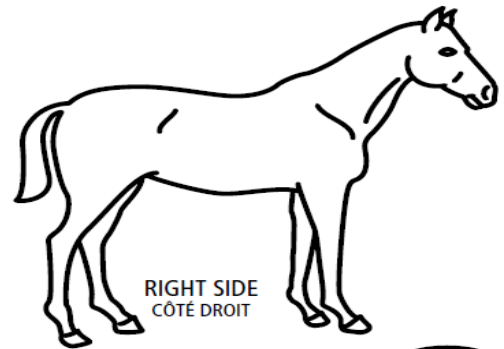
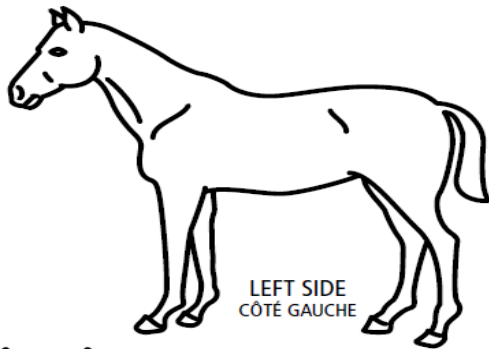
and no other, from (enter date).....to (enter date).....

Signature of stallion owner/keeper..... Date.....

\*Delete as appropriate.

## THE ERISKAY PONY SOCIETY

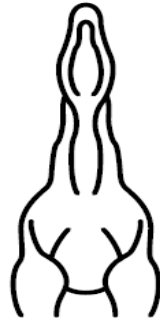
Freeze mark / Brand / Microchip Number (signalment key)	Place microchip bar code here	Veterinary surgeon stamp and signature
---	-------------------------------	--



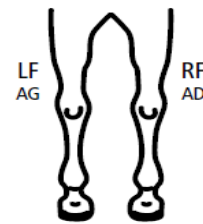
HEAD  
TETE



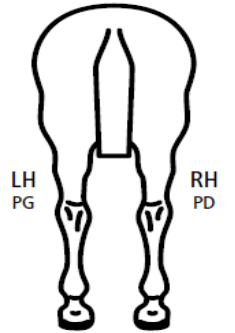
MUZZLE  
NEZ



NECK VENTRAL VIEW  
ENCOLOURE VUE VENTRALE



FORE REAR VIEW  
ANTERIEURS VUE POSTERIEURE



HIND REAR VIEW  
POSTERIEURS VUE POSTERIEURE

Please complete the drawing with a **black**. Any white marks must be shown in **red** ink. White markings must be hatched. Hair whorls must be marked with an 'X' in black ink and described below in detail.

The written description should be typed or written in block capitals and must agree with the diagram			
Name of Animal (Nom)		Sex (Sexe)	
Date of Birth (Annee)		Foal Colour (Couleur)	
Adult Colour (Couleur)		Adult Height (Hauteur)	
Head (Tete)			
Neck (Encoloure)			
Body (Corps)			
Limbs (Jambes)	Left front (AG)		
	Right front (AD)		
	Left hind (PG)		
	Right hind (PD)		
Acquired marks (Marques Acquises)			
Drawing prepared by (Name & address in block letters)			
Signature of person completing the outline diagram		Place & Date	